

THE WORLD'S MOST
POPULAR INFLATABLE SUP

EXPLORE YOUR WORLD



UNPACK INFLATE EXPLORE

Picture the scene. The sun is setting over a distant horizon, but the air is still balmy and the crystal-clear sea is lapping gently all around you. You're with friends, far from the crowds, without a care in the world.

Where are you? You could be anywhere. With a **Red Paddle Co** inflatable standup paddleboard you can go wherever you want, whenever you want. Chuck it in the car, take it on the plane, carry it on your back – just take it with you. Then unpack it, inflate it and explore.

It's our pleasure to introduce you to the **Red Paddle Co 2016 Handbook** and the latest collection of boards from the world's number one inflatable SUP brand. All you have to do is...

EXPLORE YOUR WORLD





INSIDE

- 02** Why Red Paddle Co?
- 04** How we make our boards
- 06** Pick your perfect SUP
- 08** 2016 Red Paddle Co boards
- 26** Grab a Red Paddle Co paddle
- 28** The world's best SUP pump
- 30** Luggage and accessories
- 32** How to order



REASONS WHY THERE'S NO SUP LIKE A RED PADDLE CO SUP

Red Paddle Co is the world's number one inflatable SUP brand. Here's what makes our boards unbeatable

01

An authentic experience

We've been making inflatable boards since 2008 and have always believed riding an inflatable shouldn't mean compromise on performance, design or quality. Red Paddle Co boards are stiffer and more durable than the competition, and have been designed so you can paddle anywhere.



02

Quality always comes as standard

At Red Paddle Co we're obsessive about quality. Our boards are made of the most innovative materials, and we use pioneering manufacturing techniques. We test our kit rigorously (we even ran over one of our boards with a tractor – it was fine) to make sure it performs when you need it to most. And we back this up with friendly, personal customer service.

03

Go anywhere, any time

The liberating thing about an inflatable stand-up paddleboard is how easy it is to take with you everywhere you go. You don't need a van or a roof rack to take it on a road trip, and once you're at the airport, just check in your Red Paddle Co backpack with the rest of your gear. When you get to the water, the board takes just a few minutes to inflate, and then you're free to explore.



04

Designed to perform

Being able to take your board with you wherever you go is what inflatables are all about, but that wouldn't mean much if they didn't perform. We use the best technology available to design shapes and features that put our boards on a level with hard boards. And we're not just adding inflatable boards to a range of hard boards – we only make inflatable boards, and we're fanatical about them.



05

Innovation in every board

We've taken the standard inflatable technology and redesigned almost every aspect of it to deliver a superior board. Our patented RSS stiffening system delivers unrivalled stiffness – and it's unique to us (see page 5).

06

Titan – the world's best SUP pump

Pumping used to put people off inflatables. We recognised that and engineered the game-changing Titan Pump. It takes half the time and effort out of inflating, so you spend less time pumping and more time paddling (see page 28).

07

Bags of ideas

The authenticity of the Red Paddle Co experience doesn't stop with paddling and pumping. With every board you get a super-tough travel and storage case with wheels and a hidden backpack system we designed to make exploring your world a doddle (see page 30).



HOW WE MAKE 'EM

Stronger, lighter, stiffer – the new range of Red Paddle Co boards is the best we've ever made

The most innovative inflatable SUPs in the world

Red Paddle Co's high-performance inflatable SUPs are full of innovation – our mantra is to design and manufacture high-quality boards with zero compromise. This year, we're introducing **MSL** fusion technology, which stands for Monocoque Structural Laminate. This involves an industrial process that fuses the second layer of hard-wearing polymer to the dropstitch core at raw material stage. MSL reduces hand-gluing errors and the amount of glue we use, which saves 2kg in weight. It also delivers greater stiffness at lower pressures – we recommend inflating our boards to 18-20psi for ultimate performance. Add MSL to our **TecAir** manufacturing process that makes our boards stiffer, more durable, and better-performing, and our patented **RSS** stiffening system (see page right), and you have inflatable boards that deliver the world's most authentic stand-up paddleboard experience.



MSL fusion composite and airtight coating

New for 2016, MSL involves fusing a second layer of hard-wearing polymer to the dropstitch core at the raw material stage, removing hand gluing errors. The high-tech industrial process also saves almost 2kg in weight and makes the boards stiffer at lower pressures.

Deckpad

Standup paddleboards have foam pads glued to the deck. Ours are machine pressed at 170psi to ensure a perfect bond.

SUPER reinforced dropstitch

The secret behind the stiffness of our boards is the dropstitch system. It provides a high-tensile, rigid core that can withstand pressure beyond 20psi.

WATCH OUT FOR FINS



iFin system

Most boards in the Red Paddle Co range come with built-in fins – the high-performance iFin system. These are moulded to be ultra-durable and easy to pack away for transport. You don't need any tools, replacements or spares with the iFin system – even if the fins get bent out of shape, you can pour hot water over them to reshape them. We're 100 per cent confident in the performance and durability of the iFin system, and you can be, too.



US Fin Box system

The Windsup, The Whip, Sport, Explorer, Race and Elite boards all use the removable US Fin Box system. Our boxes are moulded in hard-wearing plastic and we use several types of fin, depending on the board. These are attached using a simple nut and bolt system that just needs to be finger-tight (no tools required). The fin box is engineered to deflect blows from rocks, so you get consistently high performance and durability in a single package.

Thermosealed crocodile deckpad

The grippy 'crocodile' finish to our deckpads helps you grip them with your feet. This means you can generate traction and control your board more easily. The colour is locked in.

Premium-grade inflation valve

Because it's the only place air can get in or out of your board, the valve has to be manufactured to exacting standards. Our valves are super strong and create an air- and water-tight seal.

Second layer rail tape

The final layer is the rail tape, which creates the seal on the quadruple layer rail. These are also coloured according to which Red Paddle Co family they belong to.

Heat seam

Our high-pressure laminated, heat-pressed seam creates an airtight, waterproof seal that can withstand anything you can throw at it.

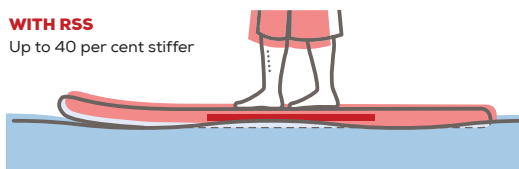
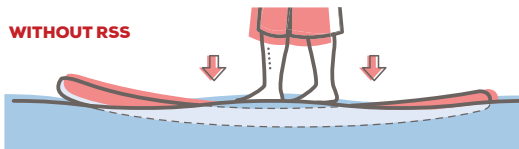
STIFFENING UP

**Rocker Stiffening System**

We're really proud of the Rocker Stiffening System, or RSS. It's unique to Red Paddle Co – we designed and patented it to make some of our bigger, expert boards even stiffer to deliver greater performance. It works by slotting two stiffening battens into pockets that are individually laminated onto the side of the board. We've proved this makes the board up to 40 per cent stiffer. RSS also features on our 100mm/3.93" boards (excluding 9'4") to bring them up to the same stiffness as our 120mm/4.72" boards, while maintaining the same manoeuvrability.

WITH RSS

Up to 40 per cent stiffer

**WITHOUT RSS**

THE KNOWLEDGE

HOW TO SPEAK SUP

DECKPAD

The foam layer glued to the top of a board for grip and traction.

CARGO LOOP

A special deck attachment that connects the tie-downs.

DRIFT

When a board slides laterally across the water's surface. Minimised by fins and runners.

FIN

A moulded plastic foil attached to the underside of a board to give the rider extra control.

GLIDE

Term describing how smoothly a board runs over the water – 'The glide on this board is great.'

NOSE

The front end of a board.

RAIL

The edge of a board. Thicker rails give greater stability.

ROCKER

The curve in a board from nose to tail. Flat rocker for speed; more rocker for manoeuvrability.

RUNNER

A straight, plastic insert into a board that helps prevent drift.

TAIL

The back end of a board.

TIE-DOWN

An elasticated cord running across the deckpad for holding objects (eg a dry bag), in place.

SUP

Abbreviation of stand-up paddleboarding. Refers to both the sport and the board.

SWELL

A big ripple in the water caused by storms at sea. As this ripple comes towards shore it breaks (caused by an underwater sandbank), creating waves.

VOLUME

The volume of a paddleboard (air capacity in an inflatable) is a useful indicator of its size and rider suitability.



WELCOME TO THE BOARD

There are lots of different types of paddling, and different types of paddler, too. The good news is there's a **Red Paddle Co** board for every rider and every adventure. Here's our quick guide to making sure you get the right one



THE KNOWLEDGE

HOW TO PICK THE RIGHT SUP

Surf

Surfing a SUP is great fun, and because you have a paddle for propulsion and balance, it's a neat way to get into the sport. Our surf SUPs are short with a wider nose and narrow tail – perfect for catching the swell. They also feature our RSS stiffening system, for increased manoeuvrability.

White water

This side of the sport is growing fast, so we've designed a board that can cope with the more extreme conditions found on a fast-moving river. The Flow's sides are higher so it can break in and out of the flow, and the pronounced rocker means it rides out bumps comfortably.

All-rounder

Our Ride collection of boards has been designed for use across a wide range of conditions and by all kinds of paddlers. Because of that it's our most popular range. The shorter models are more suited to surf conditions, and the longer, wider models for the bigger or family paddler.

Race

SUP racing is on the up, so we've developed a series of boards with speed and agility in mind. These are longer and thinner, with a drawn-in nose and tail designed to give fast glide and ride. You'll be amazed at the race-winning performance of our inflatable race SUPs.



WHAT'S YOUR RIDE?

Everybody loves the Ride. All the Red Paddle Co quality, innovation and design packaged in our most versatile board. Pick the right one for you – and then go and explore your world





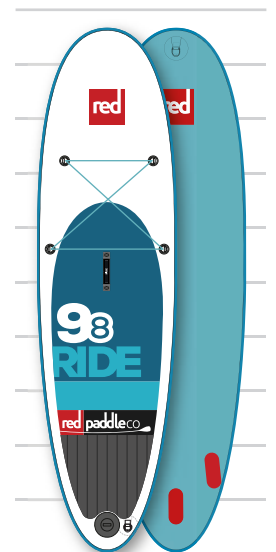
9'8" RIDE

WHO'S IT FOR? Lighter riders who need a versatile board



The smallest of the Ride family is the 9'8" Ride, a board designed for all-round usage for lighter riders. You'll get the best out of it if you're under 70kg/155lb, but that doesn't exclude heavier riders. In fact, for heavier riders, the 9'8" makes a great surf shape. Key to the Ride's versatility are its dimensions. It's 787mm/31" wide and 100mm/3.93" thick, which makes it a stable but manoeuvrable board. It's a great board for beginners, but because it's been stiffened with our RSS battens (see page 5), it delivers a fantastic experience for more advanced riders, too. The 9'8" Ride also has cargo tie-downs on the front for a dry bag (see page 31).

WHAT'S IN THE BOX Red Paddle Co backpack, Titan Pump, repair kit, RSS battens, water-resistant phone case



BOARD SPECS

Length: 9'8"
Width: 31"/787mm
Thickness: 3.93"/100mm
Volume: 193 litres
Rider weight: up to 95kg/210lb



10'6" RIDE

WHO'S IT FOR? Everyone – it's the perfect all-rounder



If you could only ever have one Red Paddle Co board, the Ride 10'6" is the one we'd tell you to get – it's already the world's most popular inflatable SUP. Its popularity is down to its versatility. It's designed to float and glide easily on flat water, and it has just the right amount of curve in the plan shape so it rides smoothly and predictably in surf, no matter what kind of rider you are. And it's 120mm/4.7" thick, which increases stiffness while not affecting ride and performance. Cargo tie-downs complete an iconic package.

WHAT'S IN THE BOX Red Paddle Co backpack, Titan Pump, repair kit, water-resistant phone case



BOARD SPECS

Length: 10'6"
Width: 32"/812mm
Thickness: 4.7"/120mm
Volume: 240 litres
Rider weight: up to 100kg/220lb



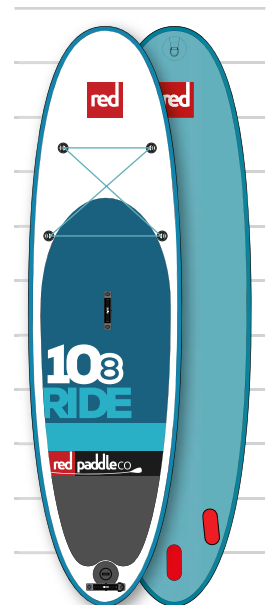
10'8" RIDE

WHO'S IT FOR? Bigger riders and family paddlers

TEC RIR **MSL 33P**

The Ride family is our most versatile, but we recognise that bigger riders often look for a board offering more stability, which is where the 10'8" Ride comes in. It has all the same qualities as the 9'8" and the 10'6", but it's two inches wider at 34"/863mm and has an extra 56 litres of volume, creating a more stable ride. It's also 4.7"/120mm thick, which means you get greater stiffness at lower pressure. In fact, it's more than 40 per cent stiffer than a standard 4"/100mm board at the same pressure. Another benefit of the 10'8" is that you can take a small passenger on the board more easily, too, which is why family paddlers often prefer it to the smaller Ride options.

WHAT'S IN THE BOX Red Paddle Co backpack, Titan Pump, repair kit, water-resistant phone case



BOARD SPECS

Length: 10'8"
Width: 34"/863mm
Thickness: 4.7"/120mm
Volume: 296 litres
Rider weight: up to 120kg/265lb



Red Paddle Co 2016

10'6" RIDE WINDSUP



10'6" RIDE WINDSUP

WHO'S IT FOR? Paddlers who want to dabble in windsurfing



Inflatable SUPs are becoming more and more popular because of their versatility and practicality. We've taken those qualities and added another dimension – the option to turn your SUP into a windsurfer. With the 10'6" Ride Windsup, you get the world's most popular inflatable SUP, only with the added benefit of being able to fit a sail for the days when the breeze is up. It has a mast foot built into the board (sail not included), a removable US Fin Box system and side thruster fins, giving it impressive tracking when in windsurfer mode. The 10'6" makes the perfect base for a windsurfer because it's wide in the midpoint and has an extra wide tail, giving it great stability. And of course, pack away the sail, and it's a straight-up SUP, too.

WHAT'S IN THE BOX Red Paddle Co backpack, Titan Pump, repair kit, removable US Fin Box system, two side iFins, water-resistant phone case



BOARD SPECS

Length: 10'6"

Width: 32"/812mm

Thickness: 4.7"/120mm

Volume: 240 litres

Rider weight: up to 100kg/220lb



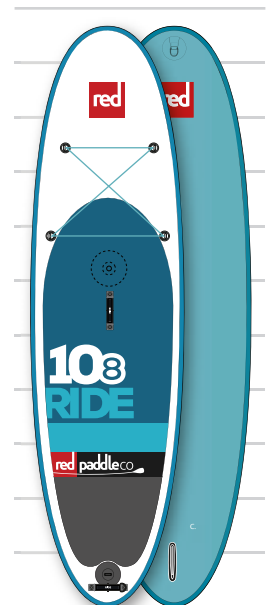
10'8" RIDE WINDSUP

WHO'S IT FOR? Windsurfing beginners looking for the perfect way into the sport

TEC AIR COOL MSL 3300

Windsurfing can be an intimidating sport to get into, which is a shame, because the rewards are so great. But here's a brilliant solution – the 10'8" Ride Windsup. This is a board with all the practical benefits of an inflatable SUP that's also designed specifically with beginner windsurfers in mind. The 10'8" is longer and wider in the midpoint than the 10'6" Ride Windsup, which gives it more stability and delivers a board that's ideal for the first-time rider. Equally, its increased dimensions make it a better fit for the larger rider. It has a removable rear fin, which means you can still pack it down for easy transport. And of course, if you want to SUP, the board works just fine without the sail (not included), too.

WHAT'S IN THE BOX Red Paddle Co backpack, Titan Pump, repair kit, removable US Fin Box system, water-resistant phone case



BOARD SPECS

Length: 10'8"
 Width: 34"/863mm
 Thickness: 4.7"/120mm
 Volume: 296 litres
 Rider weight: up to 120kg/265lb



Red Paddle Co 2016

17'0" XL RIDE



17' XL RIDE

WHO'S IT FOR? Groups of all kinds – bring the dog, too




The idea with the Ride family has always been to make standup paddleboarding as accessible as possible – anyone can have a go. The XL Ride is a different take on the idea. Now everyone can have a go – at the same time. At 17' long and 60" wide, the Ride XL is designed to carry not one, but a group of riders (and the dog, too). It's fun, sociable and great exercise, and we're already seeing people racing it. Technically, the XL Ride is an extension of its sister Ride boards. It has a wide deck and tail so it's nice and stable, even when you've got eight people on it. And it has four valves so four people can inflate it at the same time, and multiple grab handles so the group can carry it together.

WHAT'S IN THE BOX Red Paddle Co XL carry bag, four pumps, repair kit



BOARD SPECS

Length: 17'
Width: 60"/1524mm
Thickness: 8"/200mm
Volume: n/a (but huge)
Number of riders: up to 8



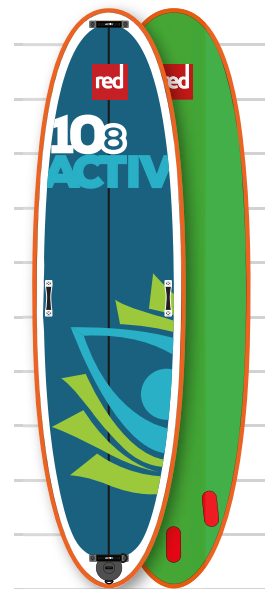
10'8" ACTIV

WHO'S IT FOR? Yoga, pilates and fitness fans

TEC AIR **MSL**

People have always flocked to the water for its tranquillity and to find space to relax and destress. Early on, we discovered people were taking their Red Paddle Co inflatable SUPs to the water for yoga, pilates and stretching, so we created a board specifically for them. The latest version of this is called the 10'8" Activ, a specially adapted version of our 10'8" Ride. That means it's made using our Tech Air process, which makes it very rigid, and it's also nice and wide, so perfect for yoga poses. The final touch is the EVA deck, which turns it into a full yoga pad. All that said, it's not just a floating platform - like every board in the Ride family, it glides beautifully over water.

WHAT'S IN THE BOX Red Paddle Co backpack, Titan Pump, repair kit, water-resistant phone case



BOARD SPECS

Length: 10'8"
Width: 34"/863mm
Thickness: 5.90"/150mm
Volume: 279 litres
Rider weight: up to 120kg/265lb



Red Paddle Co 2016

8'10" THE WHIP



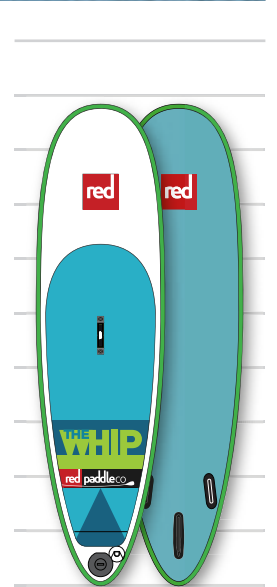
8'10" THE WHIP

WHO'S IT FOR? Surfers who want to take their ride all over the world



Travelling round the world with a surf SUP isn't easy. First of all, they're huge and they don't mix well with airports or airplanes. And there's always the risk your board will get dinged in transit. Annoying. The solution is this, the 8'10" The Whip, a surf SUP you can throw in a bag and take all over the world as if it were just any other backpack. Like every Red Paddle Co board, it's extremely durable and has been tested to destruction (actually, even after we drove over one of our boards in a tractor, it still worked just fine), making it the perfect travel surf SUP. It's got a narrow tail, a removable, adjustable fin and Red Paddle Co's patented RSS batten system, which makes it super-stiff for maximum manoeuvrability.

WHAT'S IN THE BOX Red Paddle Co backpack, HP pump, repair kit, water-resistant phone case, RSS battens, removable US Fin Box system



BOARD SPECS

- Length: 8'10"
- Width: 29"/740mm
- Thickness: 3.93"/100mm
- Volume: 150 litres
- Rider weight: up to 90kg/200lb



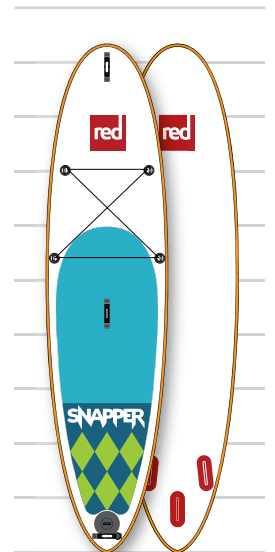
9'4" SNAPPER

WHO'S IT FOR? Young SUP fans up to 60kg/132lb



Stand-up paddleboarding is for everybody, not just the grown-ups, which is why we make the 9'4" Snapper, a SUP for kids up to 60kg/132lb. It's shorter and narrower than, say, the Ride family, which makes it easier for young riders to manoeuvre, whether on a river or catching the swell off a sandbar. We've given it a peppy design so it's a board kids can call their own, but underneath it's got all the quality signifiers you'd expect of a Red Paddle Co board: it's made using the same TecAir process as the rest of our range; passes through the same quality control checks; and comes in the same innovative backpack. In other words, it offers the authentic Red Paddle Co experience, just packaged for the next generation of paddlers.

WHAT'S IN THE BOX Red Paddle Co backpack, HP pump, repair kit, water-resistant phone case



BOARD SPECS

Length: 9'4"
Width: 27"/686mm
Thickness: 3.93"/100mm
Volume: 170 litres
Rider weight: up to 60kg/132lb



Red Paddle Co 2016

9'6" THE FLOW



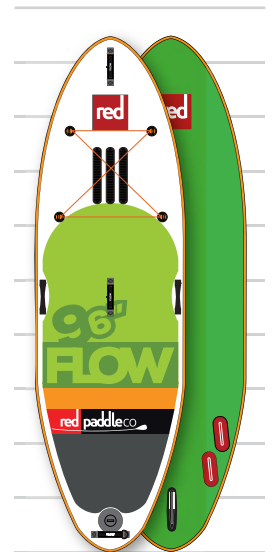
9'6" FLOW

WHO'S IT FOR? White-water kings and queens



Little gets the adrenaline going like paddleboarding down a furious, foamy river. The Red Paddle Co 9'6" Flow is designed specifically for riders taking on the rapids. Based on input from experienced white water paddlers, we've given it a shape that offers extreme durability and extreme performance. Its high sides allow it to break in and out of the river flow, and it's got a pronounced rocker so it rides out the bumps. It's also got multiple grab handles for safety and control, and a quad-iFin setup that means you don't get the 'double bump' common to three-fin setups when you go over rocks. We've made those fins low-profile to avoid hang-ups in shallow sections, and because no two rivers are the same, we've designed them so they can be shaped to suit your riding style and the conditions.

WHAT'S IN THE BOX Red Paddle Co backpack, Titan Pump, repair kit, water-resistant phone case



BOARD SPECS

Length: 9'6"
Width: 34"/864mm
Thickness: 5.90"/150mm
Volume: 300 litres
Rider weight: up to 120kg/265lb




11'0" & 12'6" SPORT

WHO'S IT FOR? Paddlers looking for high performance



If the 10'6" Ride is the family car of paddleboards, the Sport range is the sports car. The 11'0" and 12'6" Sport both offer a step up from the Ride family and have been designed for the more experienced paddler to deliver more speed and dynamic performance (although they're not race boards - see page 24). Their secret lies in their shape. They're narrower than a Ride, so they cut through the water more cleanly, and the drawn-out nose section gives them more glide across the water. This year, we've made the Sport in two sizes. The 11'0" offers fast inflation and great flat-water performance for riders up to 90kg/198lb, while the 12'6" is more suited to longer touring trips and/or the larger rider. Both boards are fitted with Red Paddle Co's patented RSS system for maximum rigidity.

WHAT'S IN THE BOX Red Paddle Co backpack, Titan Pump, repair kit, water-resistant phone case, removable US Fin Box system, RSS battens



BOARD SPECS

Length: 11'0"
 Width: 30"/762mm
 Thickness: 4.72"/120mm
 Volume: 300 litres
 Rider weight: up to 90kg/198lb

BOARD SPECS

Length: 12'6"
 Width: 30"/762mm
 Thickness: 5.90"/150mm
 Volume: 350 litres
 Rider weight: up to 150kg/330lb



Red Paddle Co 2016

12'6" EXPLORER



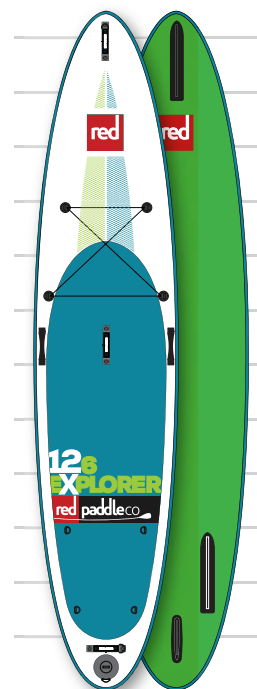
12'6" EXPLORER

WHO'S IT FOR? An all-rounder for the 90kg/200lb+ paddler



Paddling is all about exploring and getting close to nature, and there's no better family of boards for that than the Explorer range. Its increased thickness and capacity make it super-stiff and stable, so it's perfect for taller, larger paddlers and for longer outings and a range of conditions. We like to think of it as a 'destination paddleboard'. The extra length means it can easily handle a kid on the front while you paddle, or if you're going it alone, you can use the cargo tie-downs to take camping gear with you. Underneath, it has a removable fin, a nose runner fin to aid tracking in side winds, and two rear runner fins to cancel out 'tail drift' when the board is loaded with gear.

WHAT'S IN THE BOX Red Paddle Co backpack, Titan Pump, repair kit, water-resistant phone case, removable US Fin Box system



BOARD SPECS

- Length: 12'6"
- Width: 32"/813mm
- Thickness: 5.90"/150mm
- Volume: 370 litres
- Rider weight: up to 150kg/330lb






13'2" EXPLORER+

WHO'S IT FOR? Life's adventurers – and take all your kit with you



Calling life's adventurers... The 13'2" Explorer+ is the ultimate board for exploration, loaded with features and conceptualised with epic adventures in mind. With its high sides, large volume and narrower width, it's a high-speed cruiser, designed for competent paddlers. It's got cargo tie-downs front and back for all your gear (check out our dry bags on page 31), and under those are extra-grippy deck sections that help keep your cargo in place. Like the 12'6" Explorer, it has a removable fin, a nose runner fin to aid tracking in side winds, and two rear runner fins to cancel out 'tail drift' when the board is loaded with gear. And of course, it comes in our easily transportable backpack (see page 30). Go explore!

WHAT'S IN THE BOX Red Paddle Co backpack, Titan Pump, repair kit, water-resistant phone case, removable US Fin Box system, RSS battens



BOARD SPECS

Length: 13'2"
 Width: 30"/762mm
 Thickness: 5.90"/150mm
 Volume: 350 litres
 Rider weight: up to 150kg/330lb





Red Paddle Co 2016

10'6" MAX RACE



10'6" MAX RACE

WHO'S IT FOR? Young guns taking it up a notch



There are now kids SUP races all over the world. If you're a young gun looking for a practical, high-performance board that'll help you mix it in race conditions, we recommend the 10'6" Max Race. It's designed for speed and close competition in the youth racing class and for riders up to a maximum of 70kg/155lb – once you're over that, you'll need to look at the 12'6" Race (right). Our patented RSS system means the board is super-stiff (see page 5), while its narrow nose and tail make it good for speed and agility, and its removable fin and double nose runner fins help it knife through the water. Once you've crossed the finish line, just pack it away, throw it on your back, and head for the next race.

WHAT'S IN THE BOX Red Paddle Co backpack, Titan Pump, repair kit, water-resistant phone case, removable US Fin Box system, RSS battens



BOARD SPECS

- Length: 10'6"
- Width: 24"/610mm
- Thickness: 4.72"/120mm
- Volume: 170 litres
- Rider weight: up to 70kg/155lb



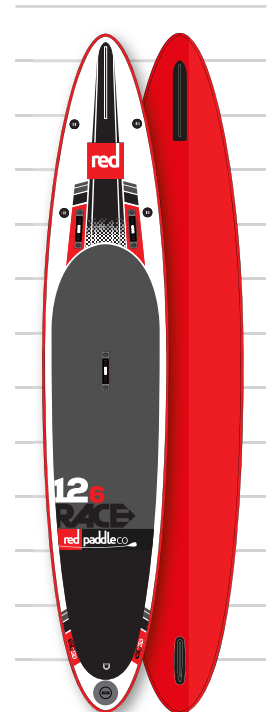
12'6" RACE

WHO'S IT FOR? Competitive types – you know who you are



Racing SUPs is great fun and fantastic exercise, which is why the race scene is expanding rapidly. The big problem for most paddlers, though, is that race boards are long and heavy, which makes them difficult to transport and store. The Red Paddle Co 12'6" Race solves that problem. It's long and narrow, which means it's lightning-quick through the water, but at the same time it's an inflatable, so it can be packed away for easy transport and storage (see page 30). Despite its practicality, there's no compromise on performance. The 12'6" Race features Red Paddle Co's patented RSS stiffening system (see page 5); its rocker line has been designed for fast glide and ride; its double nose fins help tracking; and the centre fin at its rear gives the right amount of grip without adding drag.

WHAT'S IN THE BOX Red Paddle Co backpack, Titan Pump, repair kit, water-resistant phone case, removable US Fin Box system, RSS battens



BOARD SPECS

Length: 12'6"
Width: 28"/711mm
Thickness: 5.90"/150mm
Volume: 340 litres
Rider weight: up to 130kg/285lb



Red Paddle Co 2016

12'6" ELITE




12'6" ELITE

WHO'S IT FOR? Serious racers in the 12'6" class



If you're getting serious about the 12'6" racing class, you'll need a super-fast board that's been developed to compete against the best – and win. That board is the Red Paddle Co 12'6" Elite, the fastest board in its class. The secret behind its speed is in the details. It utilises our patented RSS system, which stiffens the board so there's no flex, a common flaw in inflatable race boards. It's also 5.90"/150mm thick, which raises the board out of the water, reducing drag, and it has double nose runner fins that keep the board tracking straight without causing drag. Plus it has a US Fin Box system so you can adjust your fin to suit your style. It's already taken hard board racers by surprise – who knew you could compete on an inflatable?

WHAT'S IN THE BOX Red Paddle Co backpack, Titan Pump, repair kit, water-resistant phone case, US Fin Box system, RSS battens



BOARD SPECS

Length: 12'6"
Width: 26"/660mm
Thickness: 5.90"/150mm
Volume: 300 litres
Rider weight: up to 110kg/240lb



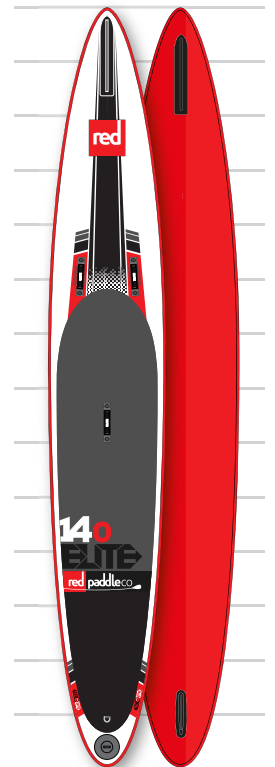
14'0" ELITE

WHO'S IT FOR? Racers who want the ultimate 14' inflatable race board



If you're in the 14' race class, this is the board to get. The Red Paddle Co 14' Elite is a machine built for speed. At 14' long and just 660mm/26" wide, it has been shaped to cut through the water like a hot knife through butter. It rides high at 150mm thick, reducing drag, while double nose runner fins keep the board tracking straight without creating drag, a combination that lies at the heart of what makes this board so fast and so easy to control in race conditions. Our patented RSS system (see page 5) stiffens the board so there's no flex, and the board comes with a built-in US Fin Box system, allowing you to adjust your fin to suit your style. It's also a great downwind board – it picks up swell and glides beautifully. All this in a board you can deflate, pack away and carry home in a backpack!

WHAT'S IN THE BOX Red Paddle Co backpack, Titan Pump, repair kit, water-resistant phone case, US Fin Box system, RSS battens



BOARD SPECS


Length: 14'0"
Width: 26"/660mm
Thickness: 5.90"/150mm
Volume: 340 litres
Rider weight: up to 120kg/265lb



BLADES OF GLORY

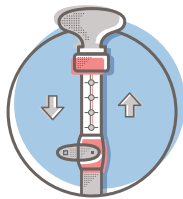
Just as with a Red Paddle Co board, there's a paddle for you, whatever your ride. Pick the right one with our handy guide

PIECING IT TOGETHER



FIXED

The one for you regular paddlers. Cut the shaft down to size – about six inches above your head – and it's 'your' paddle. Perfect if you don't need to bag it up for travel.



VARIO

If you're going to be sharing your paddle with friends and family, get a Vario. These are two-piece paddles that can be quickly adjusted for different rider heights.



3-PIECE

These are our most popular paddles because they're practical and ideal for travel – but with no compromise on quality. They split into three parts so they'll fit in your backpack.



CARBON ELITE

Our feather-light elite paddle has a carbon blade and carbon shaft. The shaft is oval, delivering controlled flex and maximum power transfer. It also has an ergonomic t-grip handle for comfort.

FIXED	220cm/0.51kg
VARIO	180-220cm/0.64kg
3-PIECE	180-220cm/0.71kg
BLADE	Carbon
USAGE	All-round

CARBON

The Carbon gives you many of the benefits of a full carbon paddle without the price tag of an elite paddle. It has a balanced mix of carbon and glass fibre, making it light and responsive.

FIXED	220cm/0.57kg
VARIO	180-220cm/0.69kg
3-PIECE	180-220cm/0.78kg
BLADE	Carbon
USAGE	All-round



GLASS

This paddle has a glass fibre shaft with a progressive curve blade shape to give you extra performance. The shaft has a dynamic flex that will put extra spring and energy into your stroke.


3-PIECE	180-220cm/0.93kg
BLADE	Glass fibre
USAGE	All-round, flat water, surf



GLASS NYLON

If you're looking for similar performance to the Glass paddle but greater durability, this is the paddle for you. It has the same lightweight glass fibre shaft, only with a durable nylon blade.


3-PIECE	180-220cm/0.97kg
BLADE	Nylon
USAGE	All-round



RIVER

The River paddle is the perfect companion to the Flow board and the ultimate weapon for white water riding. The nylon blade is highly durable, while the carbon shaft is lightweight and delivers maximum power transfer.


3-PIECE	180-220cm/0.89kg
BLADE	Nylon
USAGE	All-round



ALLOY

Our entry-level paddle, but no less technical for it. Its shaft is coated in soft-grip EVA, and it has an ergonomic t-grip handle design and a streamlined nylon blade for low-impact paddling.

VARIO	180-220cm/1.07kg
3-PIECE	180-220cm/1.09kg
BLADE	Nylon
USAGE	All-round



KIDDY

Designed for the younger rider, this paddle has a shorter, adjustable shaft that can be extended as its owner grows. It also has a smaller blade, and it's lightweight, so requires less power to paddle.

VARIO	130-170cm/0.87kg
3-PIECE	130-170cm/0.91kg
BLADE	Nylon
USAGE	All-round

NEED TO KNOW
All Red Paddle Co paddles come with a 12-month warranty

AIR TIME

Meet Red Paddle Co's Titan Pump, the world's best SUP pump

When you unpack your Red Paddle Co paddleboard for the first time, inside you'll find the lightweight Titan Pump. The world's best SUP pump, it's designed by our expert engineers to make inflating your board a cinch.

The secret is in the Dual-Chamber system and Hi-Flo handle, which pump air into our boards at up to 60mph, meaning they inflate to the recommended pressure level of between 15-20psi quicker than ever before, while using less energy. Less pumping, more paddling.



NEED TO KNOW

The Titan Pump is available to buy as a stand-alone unit




THE KNOWLEDGE

HOW TO PUMP LIKE A PRO

01

Armed and ready

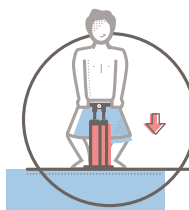
Attach the red hose to the valve on the board and the front of the Titan Pump, and begin pumping using your arms.



02

Bend the knees

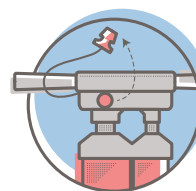
As pressure builds and it becomes harder to pump, keep your arms straight and use your legs to generate power.



03

Easy does it

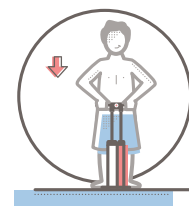
As pressure builds, it becomes harder to pump. Release the red stopper on the back of the Hi-Flo handle to make it easier to pump.



04

Under pressure

Repeat steps one and two until your board is inflated to 15psi. The higher the pressure, the stiffer the board and the better the performance. We advise 18-20psi.





NEED TO KNOW
All Red Paddle Co boards come with our innovative backpack

BACKING TRACK

Take your SUP wherever you go with Red Paddle Co's backpack

We bang on about this a bit, but there's no better way to explore your world than with an inflatable SUP – bag it up, throw it on your back and you're free to find adventure.

At Red Paddle Co, we pride ourselves on creating an authentic paddling experience, which means all of our kit has to perform to an exceptional standard – whether that's on the water, or when you're travelling and transporting your board, paddle and pump with you.

No bag existed that met our demands – so we created our own. Our solution is the world's best inflatable SUP bag, an innovative backpack designed to make taking your board to the farthest corners of the Earth as easy as possible. It's made using toughened materials that can cope with sun, sea and sand (and baggage handlers), and all Red Paddle Co boards come with one. When you're not out exploring, it serves as the perfect storage unit, too.



THE KNOWLEDGE
PACK MENTALITY



Easy loading

The bag opens from the front so it's easy to load, and inside it has an internal load strap to secure the board in place while you're in transit.

Address label window

Baggage handlers are getting better all the time, but just in case your board goes walkies, this is a useful feature.

Double-stitched seams

Our packs use bonded nylon sail-making thread and double-stitched seams, so they're super-strong.

Side carry handles

Sturdy, double-stitched handles for easy transport.

Sherpa backpack system

The pack has an ingenious carry system with padded shoulder and waist straps that can be stowed for transport and storage.

Integrated wheels

The pack has a top handle and integrated wheels, so you can cruise through airports.



ACCESSORIES
AND DON'T FORGET



CARGO NET

A cargo net is an essential accessory if you plan to carry gear on the deck of your paddleboard. It'll help secure it in place and keep it safe, and it comes with a handy, water-repellent, zipped pocket.



8' COILED LEASH

This coiled leash avoids drag caused by a trailing leash. Perfect for flat-water paddling.



10' SURF LEASH

This leash has two pivot joints to avoid tangling, and a heavy-duty cuff to attach to your ankle.



PADDLE CARRY BAG

Our paddle carry bags are available to fit our fixed-length, Vario and 3-piece paddles.



DRY BAG

Keep your gear safe and dry with a dry bag compatible with the cargo loops on our boards.


THE KNOWLEDGE

HOW TO PADDLE LIKE A PRO

01

Give us a wave

First of all, make sure your paddle is the right length. It should top out six inches above your head – roughly a hand's breadth



02

Stand up for yourself

Stand feet shoulder-width apart; put one hand on the t-grip and one on the shaft; look at the horizon; and keep your knees flexed.



03

Master strokes

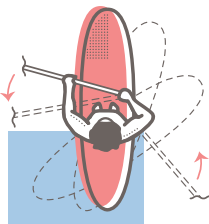
Place the paddle in the water at arm's length and draw it back along the board, keeping your top hand and blade perpendicular.



04

A good turn

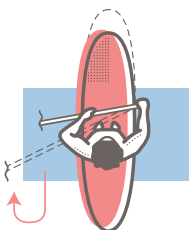
To change direction, push water towards the tail on one side and the nose on the other. You'll turn faster if the blade is away from the board.



05

Easy as ABC

Keep in a straight line with a J-stroke. Move the blade along the board as in a normal forward stroke, and then flick it away in a J-shape.



HOW TO GET YOUR RED SUP

If you want to explore your world, find your nearest Red Paddle Co retailer via our website

www.redpaddleco.com/buy



Created by Northstar
www.thisisnorthstar.com

Photography Nigel Riches

Repro Tag

Print Taylor Bloxham

No part of this brochure
may be reproduced
without permission of
the publisher

Special thanks to

Ana Arapovic, Jure Bobić
Picić, James Crabtree,
Phillipe Gigon (www.rent-sup.com),
Paula Novak,
O'Neill (www.oneill.com),
George Shillito

Terms & Conditions

All information correct
at time of going to print.
Red Paddle Co reserves
the right to change
product information
and prices. Not all
products are available
in all territories.

For full terms, see
www.redpaddleco.com

All Red Paddle Co
products come with a
12-month warranty against
manufacturing defects.



facebook.com/Redpaddle



[@RedPaddleCo](https://twitter.com/RedPaddleCo)



instagram.com/redpaddleco



youtube.com/RedPaddleCo



vimeo.com/redpaddleco



To all our customers, all over the world – thanks for exploring your world with us. Never stop.

#redpaddleco

www.redpaddleco.com

red paddleco

